

ELF Miniatures



ELF Bespoke Fitted Bedrooms

Individually designed and built for your dollshouse

Oct 2005

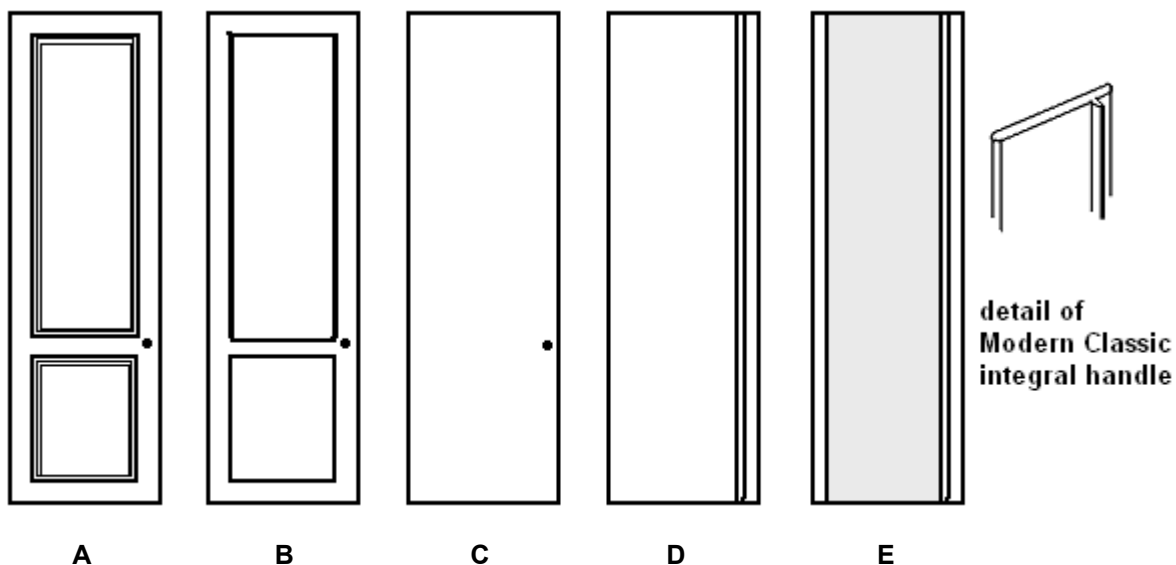
ELF is renowned for its unique range of modern kitchens, highly sought after by collectors around the world. In this catalogue we present a comprehensive collection of contemporary fitted bedroom furniture for your dolls house. All carry the same mark of quality that has become synonymous with the name ELF.

ELF - 101 Glenville Grove, London SE8 4BJ, England Tel ++44 (0) 20 8694 0536

www.elfminiatures.co.uk email elizabeth@elfminiatures.co.uk

ELF Bedrooms – Fitted Bedrooms – door styles

This is a range of fully coordinated units that can be combined in a variety of ways to create your ideal room. The choice of styles, each available in a wide range of finishes, provides ample scope for the creation of very different settings. If you wish to fit wall to wall wardrobes, we can supply filler profiles for a fully fitted look. Our high cabinets can be used to span the space over a bed, placed between two wardrobe units, and dressing tables can be linked to other units or used alone as free standing pieces. We can also make units of different dimensions where these may be necessary, perhaps to fit an alcove.



Classic (A)

Moulded doors and drawers, available in light wood, mahogany, or painted in the colour of your choice (with optional contrast mouldings). One or more doors may have mirrored panels. The classic theme continues in the moulded plinth and architrave, creating a look of timeless elegance. Choose knobs in brass or wood (painted if you wish), or, for a touch of added luxury, crystal knobs or hand-made brass ring drop handles (these carry a small surcharge).

Shaker Style (B)

Simple panelled doors in light wood, mahogany, or painted in any colour. You may also choose light wood frames with a coloured centre panel, or even semi-opaque glass, and again a combination of finishes may be employed. Choose from the full range of handles to add that individual touch to your room.

Modern (C)

Plain linear doors in natural hand-waxed light wood, or painted in any colour you choose, with a simple plinth and smooth trim, give a clean uncluttered look. The trim may match or, in conjunction with the end panels, create a contrast. For example, pale grey doors in a solid beech frame with beech trim. Add the handles of your choice from the range available.

Modern Classic (D and E)


Plain doors and drawers with full-length pull trim in natural wood, create a look of elegant simplicity (D). Door panels may be mirrored (E) or painted in any colour (painted and mirror doors may be used together within the same layout, as in the colour photograph on P4). The trim may be in lightwood or mahogany.

ELF Bedrooms - Fitted Bedrooms - handles

- Knobs – light wood, mahogany, brass, chrome or painted wood (any colour)
- 'D' shaped handles
- Hand-made drop ring handles (see chest, bottom right, Page 11) – brass or steel (£1.50 extra each)
- Full length pull trim (in Modern Classic version) - light wood, mahogany
- Hand-made Venetian glass knobs – various designs and colours
- Crystal knobs



Above is a white classic bedroom showing how units can be combined to fit a relatively narrow room (cost, excl bed,)



This combination shows how painted and mirrored doors may be combined to great effect. Cost £230



Above is another classic bedroom, showing how effective contrast mouldings can be. Cost as shown, excl bed, £295

ELF Bedrooms – Fitted Bedrooms



The photograph on the left shows an example of a one-off commission, based on the fitted bedroom range, but adapted for a room with limited dimensions (in particular a very low ceiling). The unit has a combination of hanging units with mirrored door panels, and two sets of drawers, one of which serves as a dressing table area, with a recessed mirror, while the other is finished with a glass shelf and concealed illumination (12v).

The photograph on the right shows another special commission, created to represent the full sized unit in the client's own home. Standard ELF units have been adapted to fit the space, and a corner shelf unit with glass shelves has been added.



We are happy to undertake special commissions, and if you would like to discuss the possibilities, please contact us by letter, phone or email. In the case of "real" rooms, it is helpful if you have photographs of the original units, and the measurements of both the full-sized units and room, and the miniature room (as minor variations are common, due to the limitations of scale).




On the left, a run of Modern Classic units, showing the interior fittings, standard with all ELF Fitted wardrobes. Also shown, a long unit comprising two 3" drawer units mounted as one piece, a modern alternative to the traditional dressing table, and two bedside chests. Total price of units shown shown, £300.

Please note, the mirrors used in Modern Classic units are all real glass and therefore give undistorted reflections and can be cleaned in the same way as full-sized ones.

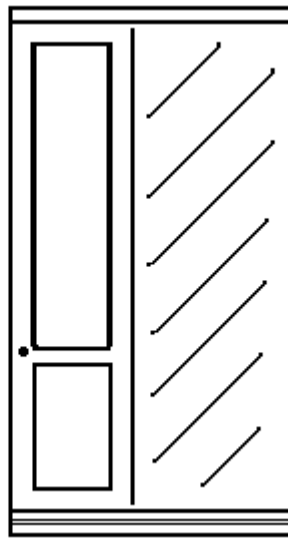
Elf Fitted Bedrooms – Wardrobes, chests, combination units




1



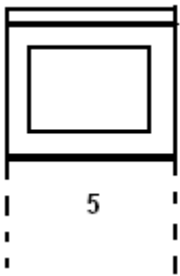
2



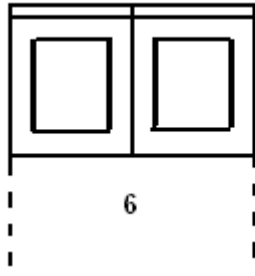
3




4




5



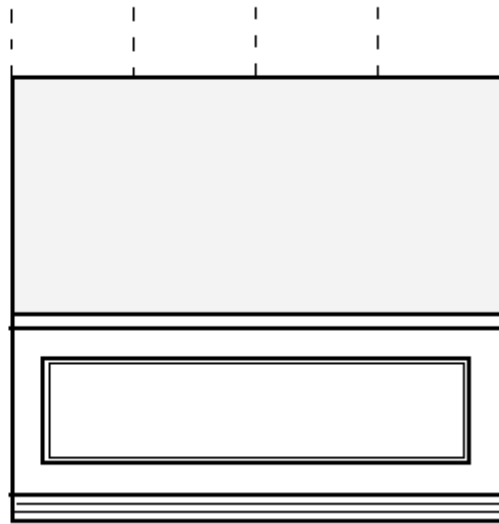
6



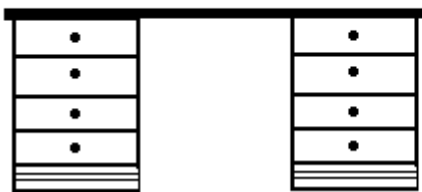
7



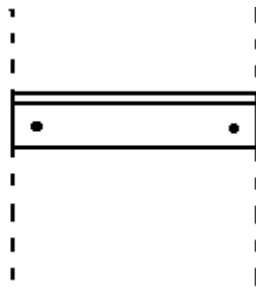
8



11



9



10

ELF Bedrooms – Fitted Bedrooms – Price List

Diagram Number	Description	Widths available	Unit price (excl Modern)	Unit price Modern
1	Single robe	1½", 2"	50	40
2	Double robe	3", 3½", 4"	65	50
3	Corner robe (L or R)	3½", 4"	55	45
4	Combination robe + cupboard + drawers	Single 2" Double 3"	65 80	55 65
5	Single spanning unit	1½", 2"	25	20
6	Double spanning unit (2 required to span double bed)	3"	35	30
7	Narrow 4 drawer unit	1½", 2"	40	35
8	Wide 4 drawer unit	3"	45	40
9	Combination dressing table	5"	80	70
10	Single drawer link	3" (variable)	15	15
11	Recessed box shelf + mirror (behind double bed)	6"	30	25

All wardrobe units are approximately 8" high and 2" deep.

Prices are in £ sterling. For easy conversions please go to www.xe.com/ucc

You may find it helpful to print out pages 6 and 7 (the fitted bedroom price list) so you can refer to it easily.

NOTES:

- All wardrobes have a choice of interior fittings including hanging rails, shelves and door-back mirrors
- All exposed side panels are finished to match the units (no extra charge)
- Units may be ordered singly to create free-standing wardrobes and chests
- Painted surfaces in the colour of your choice – choose from any standard colour chart, or send us a sample from any magazine or catalogue and we will match it for you. (Please note that there is a supplement of £5 per door, and £15 per chest for contrast mouldings).
- **If you would like help designing your room please contact ELF. Our design service is free and without obligation.**